

Misano Circuit Sic 58 4.226 m

ACI Racing Weekend Misano, 4-5 Maggio 2024

Mini Challenge - Classifica Gara 2

Laps 13 = 54,938 km - Avg 122,116 km/h - Race Time 26'59.580

No.	Driver	Nat	Entrant	Team	Car	Tyr.	Class	Laps	Time	Gap	Rel.	Fastest Lap
1	8 MACCARI Edoardo	ITA	Maccari Edoardo		Mini JCW Evo		EVO	13	26'59.580		10	1'47.117
2	35 BRISTOT Andrea	ITA	Bristot Andrea		Mini JCW Evo		EVO	13	27'00.799	1.219	1.219	4 1'46.968
3	11 DESIDERIO Federico	ITA	Desiderio Alessandro		Mini JCW Evo		EVO	13	27'03.705	4.125	2.906	8 1'47.646
4	33 GIORGI Gabriele	ITA	Giorgi Gabriele		Mini JCW Evo		EVO	13	27'04.761	5.181	1.056	3 1'48.947
5	17 PASQUALI Daniele	ITA	Pasquali Daniele		Mini JCW Evo		EVO	13	27'07.485	7.905	2.724	10 1'49.585
6	37 TAGLIENTE Giovanni	ITA	Tagliente Giovanni		Mini JCW Evo		EVO	13	27'09.442	9.862	1.957	4 1'50.649
7	39 MARTINELLI Matteo	ITA	Martinelli Matteo		Mini JCW Evo		EVO	12	25'14.415	1 Lap	1 Lap	8 1'47.640
8	24 CAMPOLI Alessio	ITA	Campoli Alessio		Mini JCW Evo		EVO	12	25'14.813	1 Lap	0.398	4 1'48.521
9	69 MARCHIORO Giacomo	SMR	Marchioro Christian	Promodrive Motorsport	Mini JCW Lite		LITE	12	25'17.584	1 Lap	2.771	9 1'55.614
10	77 BALDASSARRI Thomas	ITA	Baldassarri Mattia	Promodrive Motorsport	Mini JCW Evo		LITE	12	27'14.855	1 Lap	1'57.271	3 1'56.298
11	99 BONINI Alessandro	ITA	Bonini Alessandro	Promodrive Motorsport	Mini JCW Evo		LITE	11	25'51.585	2 Laps	1 Lap	3 1'56.411
12	27 PALAZZO Andrea	ITA	Palazzo Andrea		Mini JCW Evo		EVO	10	20'08.321	3 Laps	1 Lap	10 1'47.503
----- Not Classified -----												
RET	67 BAGNASCO Alessandro	SMR	Bagnasco Alessandro	Promodrive Motorsport	Mini JCW Lite		LITE	3	6'01.838	10 Laps		2 1'57.053
RET	88 CALCAGNO Paolo	ITA	Calcagno Paolo	Promodrive Motorsport	Mini JCW Evo		LITE	3	6'02.692	10 Laps		3 1'56.835
RET	54 CONTESSI Carlo	ITA	Contessi Carlo		Mini JCW Evo		EVO	1	2'12.206	12 Laps		

Starting: 15 Classified: 12 Not Classified: 0 Retired: 3 Not Started: 0
 Fastest Lap N. 4 No. 35 Andrea Bristot Time 1'46.968 Avg. 142,226 Km/h

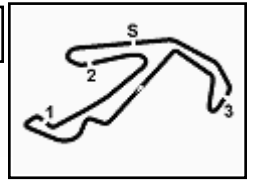
Humidity:	60%	AIR	20°C
Condition:	DRY	Track	15°C

Stewards : Ronny Guarini Leoni Franco Rino Mastronardi

	Start	End
05/05/2024	09:01	09:33

Powered by FICr PERUGIA TIMING





ACI Racing Weekend Misano, 4-5 Maggio 2024

Mini Challenge - Classifica di Classe Gara 2

Classe EVO

Laps 13 = 54,938 km - Avg 122,116 km/h - Race Time 26'59.580

No.	Driver	Nat	Entrant	Team	Car	Tyr.	Laps	Time	Gap	Rel.	Fastest Lap
1	8 MACCARI Edoardo	ITA	Maccari Edoardo		Mini JCW Evo		13	26'59.580		10	1'47.117
2	35 BRISTOT Andrea	ITA	Bristot Andrea		Mini JCW Evo		13	27'00.799	1.219	1.219	4 1'46.968
3	11 DESIDERIO Federico	ITA	Desiderio Alessandro		Mini JCW Evo		13	27'03.705	4.125	2.906	8 1'47.646
4	33 GIORGI Gabriele	ITA	Giorgi Gabriele		Mini JCW Evo		13	27'04.761	5.181	1.056	3 1'48.947
5	17 PASQUALI Daniele	ITA	Pasquali Daniele		Mini JCW Evo		13	27'07.485	7.905	2.724	10 1'49.585
6	37 TAGLIENTE Giovanni	ITA	Tagliente Giovanni		Mini JCW Evo		13	27'09.442	9.862	1.957	4 1'50.649
7	39 MARTINELLI Matteo	ITA	Martinelli Matteo		Mini JCW Evo		12	25'14.415	1 Lap	1 Lap	8 1'47.640
8	24 CAMPOLI Alessio	ITA	Campoli Alessio		Mini JCW Evo		12	25'14.813	1 Lap	0.398	4 1'48.521
9	27 PALAZZO Andrea	ITA	Palazzo Andrea		Mini JCW Evo		10	20'08.321	3 Laps	2 Laps	10 1'47.503
----- Not Classified -----											
RET	54 CONTESSI Carlo	ITA	Contessi Carlo		Mini JCW Evo		1	2'12.206	12 Laps		

Starting: 10 Classified: 9 Not Classified: 0 Retired: 1 Not Started: 0

Fastest Lap N. 4 No. 35 Andrea Bristot Time 1'46.968 Avg. 142,226 Km/h

Classe LITE

Laps 12 = 50,712 km - Avg 120,299 km/h - Race Time 25'17.584

No.	Driver	Nat	Entrant	Team	Car	Laps	Time	Gap	Rel.	Fastest Lap	
1	69 MARCHIORO Giacomo	SMR	Marchioro Christian	Promodrive Motorsport	Mini JCW Lite	12	25'17.584		9	1'55.614	
2	77 BALDASSARRI Thomas	ITA	Baldassarri Mattia	Promodrive Motorsport	Mini JCW Evo	12	27'14.855	1'57.271	1'57.271	3 1'56.298	
3	99 BONINI Alessandro	ITA	Bonini Alessandro	Promodrive Motorsport	Mini JCW Evo	12	29'13.770	3'56.186	1'58.915	3 1'56.411	
----- Not Classified -----											
RET	67 BAGNASCO Alessandro	SMR	Bagnasco Alessandro	Promodrive Motorsport	Mini JCW Lite	3	6'01.838	9 Laps		2 1'57.053	
RET	88 CALCAGNO Paolo	ITA	Calcagno Paolo	Promodrive Motorsport	Mini JCW Evo	3	6'02.692	9 Laps		3 1'56.835	

Starting: 5 Classified: 3 Not Classified: 0 Retired: 2 Not Started: 0

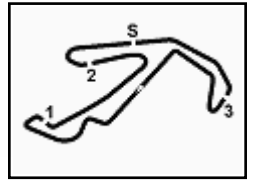
Fastest Lap N. 9 No. 69 Giacomo Marchioro Time 1'55.614 Avg. 131,590 Km/h

Humidity:	60%	AIR	20°C
Condition:	DRY	Track	15°C

Clerk of the Course : Fabrizio Fondacci

	Start	End
05/05/2024	09:01	09:33





Misano Circuit Sic 58 4.226 m

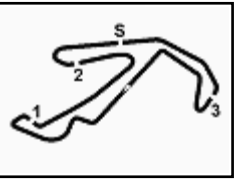
ACI Racing Weekend Misano, 4-5 Maggio 2024

Mini Challenge - Contagiri Gara 2

	Lap												
	1	2	3	4	5	6	7	8	9	10	11	12	13
1	33	27	27	27	27	27	27	27	8	8	8	8	8
2	27	8	8	8	8	8	8	8	27	27	35	35	35
3	8	33	33	35	35	35	35	35	35	35	11	11	11
4	11	35	35	11	39	39	11	11	11	11	39	39	33
5	35	11	11	33	11	11	39	39	39	39	24	24	17
6	39	39	39	39	33	33	33	24	24	24	33	33	37
7	24	24	24	24	24	24	24	33	33	33	17	17	
8	37	17	17	17	17	17	17	17	17	17	37	37	
9	17	37	37	37	37	37	37	37	37	37	69	69	
10	69	69	69	69	69	69	69	69	69	69	77	77	
11	99	99	99	99	99	99	99	99	99	99	99	99	
12	77	77	77	77	77	77	77	77	77	77			
13	67	67	67										
14	88	88	88										
15	54												

Final Result			
1	8	MACCARI E.	Laps 13
2	35	BRISTOT A.	1.219
3	11	DESIDERIO F.	4.125
4	33	GIORGI G.	5.181
5	17	PASQUALI D.	7.905
6	37	TAGLIENTE G.	9.862
7	39	MARTINELLI M.	1 Lap
8	24	CAMPOLI A.	1 Lap
9	69	MARCHIORO G.	1 Lap
10	77	BALDASSARRI T.	1 Lap
11	99	BONINI A.	1 Lap
12	27	PALAZZO A.	3 Laps
RET	67	BAGNASCO A.	10 Laps
RET	88	CALCAGNO P.	10 Laps
RET	54	CONTESSI C.	12 Laps





ACI Racing Weekend Misano, 4-5 Maggio 2024

Mini Challenge - Best Sectors & Speed Gara 2

Misano Circuit Sic 58 4.226 m

RESULTS

			Laps
1	8 MACCARI Edoardo	Mini JCW Evo	13
2	35 BRISTOT Andrea	Mini JCW Evo	1.219
3	11 DESIDERIO Federico	Mini JCW Evo	4.125
4	33 GIORGI Gabriele	Mini JCW Evo	5.181
5	17 PASQUALI Daniele	Mini JCW Evo	7.905
6	37 TAGLIENTE Giovanni	Mini JCW Evo	9.862
7	39 MARTINELLI Matteo	Mini JCW Evo	1 Lap
8	24 CAMPOLI Alessio	Mini JCW Evo	1 Lap
9	69 MARCHIORO Giacomo	Mini JCW Lite	1 Lap
10	77 BALDASSARRI Thomas	Mini JCW Evo	1 Lap
11	99 BONINI Alessandro	Mini JCW Evo	1 Lap
12	27 PALAZZO Andrea	Mini JCW Evo	3 Laps
RET	67 BAGNASCO Alessandro	Mini JCW Lite	10 Laps
RET	88 CALCAGNO Paolo	Mini JCW Evo	10 Laps
RET	54 CONTESSI Carlo	Mini JCW Evo	12 Laps

SPEED

1	27 PALAZZO Andrea	Mini JCW Evo	197,1
2	8 MACCARI Edoardo	Mini JCW Evo	197,1
3	39 MARTINELLI Matteo	Mini JCW Evo	196,0
4	17 PASQUALI Daniele	Mini JCW Evo	196,0
5	35 BRISTOT Andrea	Mini JCW Evo	196,0
6	11 DESIDERIO Federico	Mini JCW Evo	196,0
7	24 CAMPOLI Alessio	Mini JCW Evo	194,9
8	33 GIORGI Gabriele	Mini JCW Evo	194,2
9	37 TAGLIENTE Giovanni	Mini JCW Evo	193,2
10	54 CONTESSI Carlo	Mini JCW Evo	191,5
11	88 CALCAGNO Paolo	Mini JCW Evo	173,9
12	77 BALDASSARRI Thomas	Mini JCW Evo	173,1
13	99 BONINI Alessandro	Mini JCW Evo	172,2
14	67 BAGNASCO Alessandro	Mini JCW Lite	172,2
15	69 MARCHIORO Giacomo	Mini JCW Lite	171,4

SEG. 1

1	35 BRISTOT Andrea	27.907
2	8 MACCARI Edoardo	28.076
3	27 PALAZZO Andrea	28.194
4	24 CAMPOLI Alessio	28.227
5	39 MARTINELLI Matteo	28.250
6	11 DESIDERIO Federico	28.387
7	33 GIORGI Gabriele	28.449
8	17 PASQUALI Daniele	28.504
9	37 TAGLIENTE Giovanni	28.869
10	77 BALDASSARRI Thomas	29.930
11	69 MARCHIORO Giacomo	30.030
12	99 BONINI Alessandro	30.377
13	88 CALCAGNO Paolo	30.613
14	67 BAGNASCO Alessandro	30.692

SEG. 2

1	8 MACCARI Edoardo	25.099
2	35 BRISTOT Andrea	25.136
3	27 PALAZZO Andrea	25.289
4	39 MARTINELLI Matteo	25.348
5	24 CAMPOLI Alessio	25.432
6	11 DESIDERIO Federico	25.447
7	54 CONTESSI Carlo	25.508
8	17 PASQUALI Daniele	25.592
9	33 GIORGI Gabriele	25.605
10	37 TAGLIENTE Giovanni	26.009
11	99 BONINI Alessandro	27.359
12	88 CALCAGNO Paolo	27.435
13	69 MARCHIORO Giacomo	27.563
14	67 BAGNASCO Alessandro	27.589
15	77 BALDASSARRI Thomas	27.632

SEG. 3

1	11 DESIDERIO Federico	29.929
2	39 MARTINELLI Matteo	29.947
3	27 PALAZZO Andrea	29.974
4	35 BRISTOT Andrea	30.018
5	8 MACCARI Edoardo	30.069
6	33 GIORGI Gabriele	30.272
7	54 CONTESSI Carlo	30.453
8	17 PASQUALI Daniele	30.563
9	24 CAMPOLI Alessio	30.735
10	37 TAGLIENTE Giovanni	31.050
11	77 BALDASSARRI Thomas	32.442
12	69 MARCHIORO Giacomo	32.461
13	99 BONINI Alessandro	32.528
14	67 BAGNASCO Alessandro	32.777
15	88 CALCAGNO Paolo	32.789

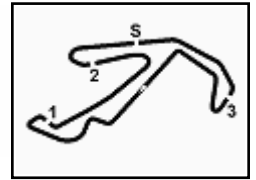
SEG. 4

1	27 PALAZZO Andrea	23.558
2	35 BRISTOT Andrea	23.625
3	8 MACCARI Edoardo	23.633
4	39 MARTINELLI Matteo	23.820
5	11 DESIDERIO Federico	23.883
6	24 CAMPOLI Alessio	23.922
7	33 GIORGI Gabriele	24.061
8	17 PASQUALI Daniele	24.194
9	37 TAGLIENTE Giovanni	24.548
10	69 MARCHIORO Giacomo	25.412
11	88 CALCAGNO Paolo	25.420
12	77 BALDASSARRI Thomas	25.495
13	99 BONINI Alessandro	25.639
14	67 BAGNASCO Alessandro	25.760





6.5



ACI Racing Weekend Misano, 4-5 Maggio 2024

Mini Challenge - Analisi Tempi Gara 2

Misano Circuit Sic 58 4.226 m

Start at 9:01'21.218

1 / 2

8 E. MACCARI (1'47.117)							
Lap	Seg.1	Seg.2	Seg.3	Seg.4	Lap Time	km/h	Local Time
1		25.792	31.041	24.443	1'55.728	196,4	9:03'16.946
2	28.790	25.510	30.548	24.593	1'49.441	197,1	9:05'06.387
3	28.251	25.215	30.407	23.776	1'47.649	194,9	9:06'54.036
4	28.218	25.099	30.290	23.633	1'47.240	195,3	9:08'41.276
5	28.333	25.224	30.945	32.522	1'57.024	194,9	9:10'38.300
6	38.697	38.456	50.266	37.981	2'45.400	101,8	9:13'23.700
7	43.781	41.672	48.151	28.710	2'42.314	108,0	9:16'06.014
8	28.148	25.269	30.224	24.090	1'47.731	194,9	9:17'53.745
9	28.472	25.607	30.069	23.737	1'47.885	193,2	9:19'41.630
10	28.078	25.223	30.107	23.709	1'47.117	192,9	9:21'28.747
11	28.156	25.188	39.381	35.493	2'08.218	154,5	9:23'36.965
12	45.554	44.056	57.383	29.486	2'56.479	93,3	9:26'33.444
13	28.076	25.301	30.221	23.756	1'47.354	193,2	9:28'20.798

Race Time 25'14.813

Race Time 26'59.580

11 F. DESIDERIO (1'47.646)							
Lap	Seg.1	Seg.2	Seg.3	Seg.4	Lap Time	km/h	Local Time
1		25.673	30.559	24.346	1'56.142	196,0	9:03'17.360
2	28.760	25.872	30.506	24.531	1'49.669	196,0	9:05'07.029
3	28.921	25.639	30.163	24.880	1'49.603	196,0	9:06'56.632
4	28.408	25.615	29.964	23.897	1'47.884	196,0	9:08'44.516
5	28.394	25.831	30.161	31.262	1'55.648	192,5	9:10'40.164
6	39.076	38.417	50.752	38.047	2'46.292	107,9	9:13'26.456
7	43.746	40.824	47.578	28.464	2'40.612	109,6	9:16'07.068
8	28.387	25.447	29.929	23.883	1'47.646	194,6	9:17'54.714
9	28.528	25.632	30.124	23.956	1'48.240	194,9	9:19'42.954
10	28.574	25.751	29.938	23.993	1'48.256	193,9	9:21'31.210
11	28.554	26.296	37.059	34.851	2'06.760	171,7	9:23'37.970
12	45.742	44.442	57.619	29.349	2'57.152	87,6	9:26'35.122
13	28.915	25.994	30.721	24.171	1'49.801	191,8	9:28'24.923

Race Time 27'03.705

17 D. PASQUALI (1'49.585)							
Lap	Seg.1	Seg.2	Seg.3	Seg.4	Lap Time	km/h	Local Time
1		27.004	30.769	25.340	2'00.775	193,5	9:03'21.993
2	29.251	25.592	31.065	24.503	1'50.411	196,0	9:05'12.404
3	28.871	25.717	30.699	24.505	1'49.792	192,9	9:07'02.196
4	28.504	25.923	31.200	24.893	1'50.520	192,5	9:08'52.716
5	29.050	25.961	31.605	26.585	1'53.201	190,1	9:10'45.917
6	36.036	38.054	52.723	36.722	2'43.535	106,2	9:13'29.452
7	44.233	41.289	47.244	27.203	2'39.969	111,6	9:16'09.421
8	28.969	26.328	30.807	24.194	1'50.298	192,5	9:17'59.719
9	28.699	25.818	30.928	24.388	1'49.833	193,9	9:19'49.552
10	28.626	26.116	30.563	24.280	1'49.585	193,5	9:21'39.137
11	28.917	27.191	34.211	30.253	2'00.572	169,0	9:23'39.709
12	47.086	43.895	58.734	27.685	2'57.400	95,3	9:26'37.109
13	29.232	26.520	31.070	24.772	1'51.594	193,5	9:28'28.703

Race Time 27'07.485

24 A. CAMPOLI (1'48.521)							
Lap	Seg.1	Seg.2	Seg.3	Seg.4	Lap Time	km/h	Local Time
1		25.995	31.045	24.544	1'57.934	191,8	9:03'19.152
2	28.568	25.954	30.864	24.858	1'50.244	192,2	9:05'09.396
3	28.687	25.521	30.882	24.273	1'49.363	192,5	9:06'58.759
4	28.403	25.432	30.735	23.951	1'48.521	192,9	9:08'47.280
5	28.227	25.558	31.174	32.751	1'57.710	194,9	9:10'44.990
6	36.057	38.419	51.875	37.505	2'43.856	110,4	9:13'28.846
7	44.177	41.108	47.276	27.041	2'39.602	103,3	9:16'08.448
8	28.348	25.762	30.982	24.232	1'49.324	190,8	9:17'57.772
9	28.257	25.736	30.894	23.922	1'48.809	191,8	9:19'46.581
10	28.502	25.523	31.031	24.283	1'49.339	190,8	9:21'35.920
11	29.031	26.618	33.597	33.298	2'02.544	190,8	9:23'38.464
12	46.458	44.317	58.253	28.539	2'57.567	85,9	9:26'36.031
13	30.965						

05/05/2024

P = Pits In/Out - C = Lap Time Cancelled

27 A. PALAZZO (1'47.503)							
Lap	Seg.1	Seg.2	Seg.3	Seg.4	Lap Time	km/h	Local Time
1		25.461	30.712	24.266	1'55.273	195,7	9:03'16.491
2	28.928	25.641	30.359	24.177	1'49.105	196,4	9:05'05.596
3	28.447	25.330	30.480	23.558	1'47.815	193,5	9:06'53.411
4	28.202	25.289	30.428	23.611	1'47.530	193,5	9:08'40.941
5	28.194	25.305	30.966	32.285	1'56.750	193,9	9:10'37.691
6	38.521	38.125	50.612	38.118	2'45.376	104,0	9:13'23.067
7	43.368	41.652	48.646	28.702	2'42.368	104,3	9:16'05.435
8	28.295	25.294	30.352	24.034	1'47.975	194,6	9:17'53.410
9	28.607	26.095	30.244	23.680	1'48.626	197,1	9:19'42.036
10	28.336	25.490	29.974	23.703	1'47.503	196,7	9:21'29.539

Race Time 20'08.321

33 G. GIORGI (1'48.947)							
Lap	Seg.1	Seg.2	Seg.3	Seg.4	Lap Time	km/h	Local Time
1		25.614	30.423	25.422	1'55.138	191,8	9:03'16.356
2	28.786	25.629	30.272	25.595	1'50.282	191,8	9:05'06.638
3	28.729	25.605	30.473	24.140	1'48.947	192,9	9:06'55.585
4	28.544	25.730	30.536	24.571	1'49.381	194,2	9:08'44.966
5	29.396	26.222	30.798	33.025	1'59.441	191,8	9:10'44.407
6	35.896	38.761	51.491	37.485	2'43.633	110,1	9:13'28.040
7	44.504	41.061	47.275	27.214	2'40.054	104,7	9:16'08.094
8	28.449	25.692	31.856	24.180	1'50.177	181,8	9:17'58.271
9	28.801	25.902	30.712	24.187	1'49.602	192,2	9:19'47.873
10	28.827	25.726	30.681	24.115	1'49.349	191,8	9:21'37.222
11	29.162	27.883	34.467	30.796	2'02.308	163,6	9:23'39.530
12	46.677	44.012	58.855	27.167	2'56.711	94,0	9:26'36.241
13	29.077	25.892	30.708	24.061	1'49.738	191,5	9:28'25.979

Race Time 27'04.761

35 A. BRISTOT (1'46.968)							
Lap	Seg.1	Seg.2	Seg.3	Seg.4	Lap Time	km/h	Local Time
1		26.019	31.056	25.869	1'56.365	194,9	9:03'17.583
2	28.852	25.249	30.296	24.871	1'49.268	196,0	9:05'06.851
3	29.625	25.301	30.152	24.577	1'49.655	196,0	9:06'56.506
4	27.907	25.355	30.081	23.625	1'46.968	192,9	9:08'43.474
5	27.976	25.249	30.086	32.882	1'56.193	192,5	9:10'39.667
6	38.288	38.279	50.387	38.664	2'45.618	97,6	9:13'25.285
7	43.296	41.003	48.349	28.627	2'41.275	100,1	9:16'06.560
8	28.219	25.136	30.018	24.050	1'47.423	194,9	9:17'53.983
9	28.422	25.674	30.475	23.736	1'48.307	196,0	9:19'42.290
10	28.301	25.376	30.114	23.750	1'47.541	194,2	9:21'29.831
11	28.158	25.364	38.735	35.009	2'07.266	155,2	9:23'37.097
12	45.960	44.236	57.300	29.916	2'57.412	90,6	9:26'34.509
13	27.937	25.359	30.107	24.105	1'47.508	193,2	9:28'22.017

Race Time 27'00.799

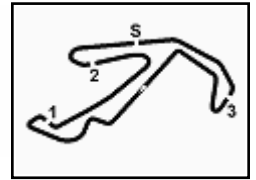
37 G. TAGLIENTE (1'50.649)							
Lap	Seg.1	Seg.2	Seg.3	Seg.4	Lap Time	km/h	Local Time
1		26.009	31.067	24.773	1'59.031	191,2	9:03'20.249
2	29.838	26.464	31.864	24.548	1'52.714	193,2	9:05'12.963
3	29.159	26.293	31.235	24.566	1'51.253	192,2	9:07'04.216
4	28.869	26.028	31.081	24.671	1'50.649	190,1	9:08'54.865
5	28.920	26.215	33.011	28.852	1'56.998	190,1	9:10'51.863
6	33.098	35.681	53.025	36.523	2'38.327	112,5	9:13'30.190
7	44.110	41.271	47.282	26.961	2'39.624	116,5	9:16'09.814
8	29.201	27.063	31.263	24.572	1'52.099	191,2	9:18'01.913
9	29.184	26.680	31.050	24.655	1'51.569	189,8	9:19'53.482
10	29.313	26.129	31.417	24.690	1'51.549	189,1	9:21'45.031
11	29.598	26.801	36.088	28.900	2'01.387	174,2	9:23'46.418
12	41.014	43.851	58.871	27.411	2'51.147	99,0	9:26'37.565
13	29.293	27.240	31.521	25.041	1'53.095	191,2	9:28'30.660

Race Time 27'09.442



Powered by FICr PERUGIA TIMING





ACI Racing Weekend Misano, 4-5 Maggio 2024

Mini Challenge - Analisi Tempi Gara 2

Misano Circuit Sic 58 4.226 m

Start at 9:01'21.218

2 / 2

39 M. MARTINELLI (1'47.640)							
Lap	Seg.1	Seg.2	Seg.3	Seg.4	Lap Time	km/h	Local Time
1		25.710	30.447	24.412	1'56.533	194,9	9:03'17.751
2	29.191	25.476	30.362	24.384	1'49.413	194,9	9:05'07.164
3	29.064	25.728	30.296	24.581	1'49.669	194,6	9:06'56.833
4	28.531	25.395	30.055	24.318	1'48.299	196,0	9:08'45.132
5	28.461	25.546	29.957	31.057	1'55.021	194,9	9:10'40.153
6	38.707	38.088	50.700	37.918	2'45.413	102,3	9:13'25.566
7	43.872	42.215	47.358	28.617	2'42.062	104,4	9:16'07.628
8	28.256	25.348	29.947	24.089	1'47.640	194,9	9:17'55.268
9	28.250	25.529	30.192	23.820	1'47.791	194,9	9:19'43.059
10	28.689	25.654	30.072	23.850	1'48.265	194,6	9:21'31.324
11	28.707	26.557	36.902	34.506	2'06.672	173,9	9:23'37.996
12	46.428	44.213	57.941	29.055	2'57.637	85,8	9:26'35.633
					Race Time	25'14.415	

99 A. BONINI (1'56.411)							
Lap	Seg.1	Seg.2	Seg.3	Seg.4	Lap Time	km/h	Local Time
1		27.930	33.158	26.108	2'06.264	169,5	9:03'27.482
2	30.555	27.753	32.667	25.639	1'56.614	170,9	9:05'24.096
3	30.555	27.480	32.528	25.848	1'56.411	171,2	9:07'20.507
4	30.377	27.607	32.669	25.963	1'56.616	172,2	9:09'17.123
5	30.465	27.359	38.559	31.951	2'08.334	161,4	9:11'25.457
6	33.026	29.912	36.001	29.861	2'08.800	164,1	9:13'34.257
7	41.706	41.359	48.337	26.636	2'38.038	103,7	9:16'12.295
8	30.528	27.461	32.988	25.834	1'56.811	169,3	9:18'09.106
9	30.723	27.602	32.662	26.151	1'57.138	169,8	9:20'06.244
10	30.526	27.505	32.780	26.208	1'57.019	170,3	9:22'03.263
11	1'08.294	58.266	1'09.705	1'53.275	5'09.540P	78,5	9:27'12.803
12	1'44.040	30.536	36.613	30.996	3'22.185P	158,4	9:30'34.988
					Race Time	29'13.770	

54 C. CONTESSI							
Lap	Seg.1	Seg.2	Seg.3	Seg.4	Lap Time	km/h	Local Time
1		25.508	30.453	42.072	2'12.206P	191,5	9:03'33.424
					Race Time	2'12.206	

67 A. BAGNASCO (1'57.053)							
Lap	Seg.1	Seg.2	Seg.3	Seg.4	Lap Time	km/h	Local Time
1		28.149	33.084	25.894	2'07.153	172,2	9:03'28.371
2	30.726	27.790	32.777	25.760	1'57.053	170,9	9:05'25.424
3	30.692	27.589	33.298	26.053	1'57.632	170,6	9:07'23.056
4	30.984	27.642			172,0		
					Race Time	6'01.838	

69 G. MARCHIORO (1'55.614)							
Lap	Seg.1	Seg.2	Seg.3	Seg.4	Lap Time	km/h	Local Time
1		28.405	32.540	25.767	2'05.500	169,8	9:03'26.718
2	30.172	27.709	32.796	26.020	1'56.697	170,9	9:05'23.415
3	30.186	27.789	32.679	25.593	1'56.247	170,9	9:07'19.662
4	30.045	27.902	32.530	25.789	1'56.266	171,2	9:09'15.928
5	30.238	27.928	38.050	32.321	2'08.537	167,4	9:11'24.465
6	33.510	29.890	35.920	30.021	2'09.341	168,8	9:13'33.806
7	41.254	41.313	47.585	26.885	2'37.037	112,3	9:16'10.843
8	30.427	28.084	33.195	25.867	1'57.573	171,4	9:18'08.416
9	30.030	27.711	32.461	25.412	1'55.614	170,6	9:20'04.030
10	30.058	27.563	33.123	25.641	1'56.385	170,6	9:22'00.415
11	30.653	30.068	35.780	27.214	2'03.715	158,8	9:24'04.130
12	32.434	35.382	59.100	27.756	2'34.672	92,0	9:26'38.802
13	30.532						
					Race Time	25'17.584	

77 T. BALDASSARRI (1'56.298)							
Lap	Seg.1	Seg.2	Seg.3	Seg.4	Lap Time	km/h	Local Time
1		28.208	32.928	26.194	2'06.771	171,2	9:03'27.989
2	30.436	27.703	33.016	25.742	1'56.897	173,1	9:05'24.886
3	30.324	27.640	32.442	25.892	1'56.298	173,1	9:07'21.184
4	29.930	28.737	33.656	52.854	2'25.177P	170,9	9:09'46.361
5	1'33.345	38.375	51.016	38.009	3'40.745P	103,7	9:13'27.106
6	43.620	41.432	47.627	34.359	2'47.038	103,2	9:16'14.144
7	30.935	27.632	32.625	26.095	1'57.287	172,5	9:18'11.431
8	30.090	28.539	32.795	25.938	1'57.362	170,3	9:20'08.793
9	30.526	27.636	32.555	25.805	1'56.522	170,3	9:22'05.315
10	31.153	27.724	33.561	26.853	1'59.291	172,0	9:24'04.606
11	32.469	35.582	59.472	27.084	2'34.607	100,7	9:26'39.213
12	30.435	28.247	32.683	25.495	1'56.860	172,0	9:28'36.073
					Race Time	27'14.855	

88 P. CALCAGNO (1'56.835)							
Lap	Seg.1	Seg.2	Seg.3	Seg.4	Lap Time	km/h	Local Time
1		28.188	33.465	26.002	2'07.990	172,8	9:03'29.208
2	31.006	28.007	32.789	26.065	1'57.867	173,4	9:05'27.075
3	30.736	27.819	32.860	25.420	1'56.835	172,8	9:07'23.910

05/05/2024

P = Pits In/Out - C = Lap Time Cancelled

