

ACI Racing Weekend Misano, 4-5 Maggio 2024

Mini Challenge - Classifica di Classe Gara 1

Classe EVO

Laps 15 = 63,390 km - Avg 140,305 km/h - Race Time 27'06.480

No.	Driver	Nat	Entrant	Team	Car	Tyr.	Laps	Time	Gap	Rel.	Fastest Lap
1	35 BRISTOT Andrea	ITA	Bristot Andrea		Mini JCW Evo		15	27'06.480		7	1'47.682
2	8 MACCARI Edoardo	ITA	Maccari Edoardo		Mini JCW Evo		15	27'09.493	3.013	3.013	8 1'47.971
3	39 MARTINELLI Matteo	ITA	Martinelli Matteo		Mini JCW Evo		15	27'24.576	18.096	15.083	4 1'48.428
4	27 PALAZZO Andrea	ITA	Palazzo Andrea		Mini JCW Evo		15	27'33.003	26.523	8.427	3 1'48.603
5	54 CONTESSI Carlo	ITA	Contessi Carlo		Mini JCW Evo		15	27'40.819	34.339	7.816	3 1'48.836
6	37 TAGLIENTE Giovanni	ITA	Tagliente Giovanni		Mini JCW Evo		15	28'07.574	1'01.094	26.755	5 1'50.792
7	33 GIORGI Gabriele	ITA	Giorgi Gabriele		Mini JCW Evo		14	27'16.571	1 Lap	1 Lap	4 1'48.097
8	24 CAMPOLI Alessio	ITA	Campoli Alessio		Mini JCW Evo		14	27'38.182	1 Lap	21.611	2 1'53.816
9	11 DESIDERIO Federico	ITA	Desiderio Alessandro		Mini JCW Evo		14	28'54.787	1 Lap	1'16.605	4 1'49.544
10	17 PASQUALI Daniele	ITA	Pasquali Daniele		Mini JCW Evo		10	27'49.918	5 Laps	4 Laps	3 1'49.322

Starting: 10 Classified: 10 Not Classified: 0 Retired: 0 Not Started: 0
 Fastest Lap N. 7 No. 35 Andrea Bristot Time 1'47.682 Avg. 141,283 Km/h

Classe LITE

Laps 14 = 59,164 km - Avg 127,078 km/h - Race Time 27'56.062

No.	Driver	Nat	Entrant	Team	Car	Laps	Time	Gap	Rel.	Fastest Lap	
1	99 BONINI Alessandro	ITA	Bonini Alessandro	Promodrive Motorsport	Mini JCW Evo	14	27'56.062		3	1'56.900	
2	67 BAGNASCO Alessandro	SMR	Bagnasco Alessandro	Promodrive Motorsport	Mini JCW Lite	13	28'03.792	1 Lap	1 Lap	3 1'59.175	
3	77 BALDASSARRI Thomas	ITA	Baldassarri Mattia	Promodrive Motorsport	Mini JCW Evo	12	27'56.771	2 Laps	1 Lap	11 1'57.740	
4	88 CALCAGNO Paolo	ITA	Calcagno Paolo	Promodrive Motorsport	Mini JCW Evo	11	22'02.381	3 Laps	1 Lap	9 1'58.571	
----- Not Classified -----											
RET	69 MARCHIORO Giacomo	SMR	Marchioro Christian	Promodrive Motorsport	Mini JCW Lite	6	11'55.070	8 Laps		3 1'56.523	

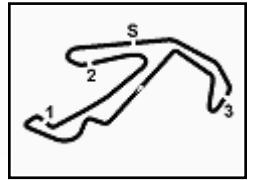
Starting: 5 Classified: 4 Not Classified: 0 Retired: 1 Not Started: 0
 Fastest Lap N. 3 No. 69 Giacomo Marchioro 2 Time 1'56.523 Avg. 130,563 Km/h

Humidity:	64%	AIR	18°C
Condition:	DRY	Track	38°C

Clerk of the Course : Fabrizio Fondacci

	Start	End
04/05/2024	14:35	15:04





Misano Circuit Sic 58 4.226 m

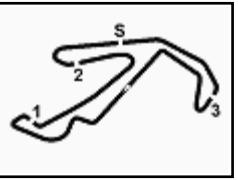
ACI Racing Weekend Misano, 4-5 Maggio 2024

Mini Challenge - Contagiri Gara 1

		Lap														
		1	2	3	4	5	6	7	8	9	10	11	12	13	14	15
1	8	8	8	8	8	35	35	35	35	35	35	35	35	35	35	35
2	35	35	35	35	35	8	8	8	8	8	8	8	8	8	8	8
3	39	39	39	39	39	39	39	39	39	39	39	39	39	39	39	39
4	11	11	11	11	11	27	27	27	27	27	27	27	27	27	27	27
5	33	27	27	27	27	54	54	54	54	54	54	54	54	54	54	54
6	27	54	54	54	54	11	11	37	37	37	37	37	37	37	37	37
7	54	17	17	37	37	37	37	24	24	24	24	24	24	33	33	
8	17	37	37	24	24	24	24	99	99	99	33	33	24	24		
9	37	24	24	69	69	69	99	88	88	33	99	99	99	99		
10	24	69	69	99	99	99	88	67	33	88	88	11	11	11		
11	69	99	99	88	88	88	67	11	67	67	67	67	67			
12	99	88	88	67	67	67	33	33	11	11	11	77				
13	88	67	67	77	33	33	77	77	77	77						
14	77	33	77	17	77	77	17	17	17							
15	67	77	33	33	17	17										

Final Result			
1	35	BRISTOT A.	Laps 15
2	8	MACCARI E.	3.013
3	39	MARTINELLI M.	18.096
4	27	PALAZZO A.	26.523
5	54	CONTESSI C.	34.339
6	37	TAGLIENTE G.	1'01.094
7	33	GIORGI G.	1 Lap
8	24	CAMPOLI A.	1 Lap
9	99	BONINI A.	1 Lap
10	11	DESIDERIO F.	1 Lap
11	67	BAGNASCO A.	2 Laps
12	77	BALDASSARRI T.	3 Laps
13	88	CALCAGNO P.	4 Laps
14	17	PASQUALI D.	5 Laps
RET	69	MARCHIORO G.	9 Laps





ACI Racing Weekend Misano, 4-5 Maggio 2024

Mini Challenge - Best Sectors & Speed Gara 1

RESULTS

Pos	Driver	Vehicle	Laps
1	35 BRISTOT Andrea	Mini JCW Evo	Laps 15
2	8 MACCARI Edoardo	Mini JCW Evo	3.013
3	39 MARTINELLI Matteo	Mini JCW Evo	18.096
4	27 PALAZZO Andrea	Mini JCW Evo	26.523
5	54 CONTESSI Carlo	Mini JCW Evo	34.339
6	37 TAGLIENTE Giovanni	Mini JCW Evo	1'01.094
7	33 GIORGI Gabriele	Mini JCW Evo	1 Lap
8	24 CAMPOLI Alessio	Mini JCW Evo	1 Lap
9	99 BONINI Alessandro	Mini JCW Evo	1 Lap
10	11 DESIDERIO Federico	Mini JCW Evo	1 Lap
11	67 BAGNASCO Alessandro	Mini JCW Lite	2 Laps
12	77 BALDASSARRI Thomas	Mini JCW Evo	3 Laps
13	88 CALCAGNO Paolo	Mini JCW Evo	4 Laps
14	17 PASQUALI Daniele	Mini JCW Evo	5 Laps
RET	69 MARCHIORO Giacomo	Mini JCW Lite	9 Laps

SPEED

Pos	Driver	Vehicle	Speed
1	27 PALAZZO Andrea	Mini JCW Evo	194,6
2	33 GIORGI Gabriele	Mini JCW Evo	194,2
3	8 MACCARI Edoardo	Mini JCW Evo	194,2
4	35 BRISTOT Andrea	Mini JCW Evo	193,5
5	54 CONTESSI Carlo	Mini JCW Evo	193,5
6	11 DESIDERIO Federico	Mini JCW Evo	193,5
7	17 PASQUALI Daniele	Mini JCW Evo	193,2
8	39 MARTINELLI Matteo	Mini JCW Evo	191,2
9	37 TAGLIENTE Giovanni	Mini JCW Evo	189,8
10	24 CAMPOLI Alessio	Mini JCW Evo	182,7
11	67 BAGNASCO Alessandro	Mini JCW Lite	172,0
12	88 CALCAGNO Paolo	Mini JCW Evo	171,7
13	69 MARCHIORO Giacomo	Mini JCW Lite	170,9
14	77 BALDASSARRI Thomas	Mini JCW Evo	170,3
15	99 BONINI Alessandro	Mini JCW Evo	170,1

SEG. 1

1	35 BRISTOT Andrea	28.068
2	33 GIORGI Gabriele	28.160
3	8 MACCARI Edoardo	28.233
4	27 PALAZZO Andrea	28.296
5	39 MARTINELLI Matteo	28.353
6	54 CONTESSI Carlo	28.421
7	17 PASQUALI Daniele	28.467
8	11 DESIDERIO Federico	28.732
9	37 TAGLIENTE Giovanni	28.866
10	24 CAMPOLI Alessio	28.967
11	69 MARCHIORO Giacomo	30.012
12	99 BONINI Alessandro	30.262
13	77 BALDASSARRI Thomas	30.264
14	88 CALCAGNO Paolo	30.594
15	67 BAGNASCO Alessandro	31.117

SEG. 2

1	8 MACCARI Edoardo	25.315
2	35 BRISTOT Andrea	25.386
3	33 GIORGI Gabriele	25.595
4	39 MARTINELLI Matteo	25.604
5	27 PALAZZO Andrea	25.611
6	54 CONTESSI Carlo	25.681
7	17 PASQUALI Daniele	25.825
8	11 DESIDERIO Federico	25.870
9	37 TAGLIENTE Giovanni	25.874
10	24 CAMPOLI Alessio	26.748
11	69 MARCHIORO Giacomo	27.736
12	99 BONINI Alessandro	27.821
13	77 BALDASSARRI Thomas	27.929
14	67 BAGNASCO Alessandro	28.038
15	88 CALCAGNO Paolo	28.151

SEG. 3

1	35 BRISTOT Andrea	30.119
2	8 MACCARI Edoardo	30.121
3	39 MARTINELLI Matteo	30.333
4	33 GIORGI Gabriele	30.457
5	11 DESIDERIO Federico	30.468
6	54 CONTESSI Carlo	30.514
7	17 PASQUALI Daniele	30.622
8	27 PALAZZO Andrea	30.735
9	37 TAGLIENTE Giovanni	31.253
10	24 CAMPOLI Alessio	32.135
11	99 BONINI Alessandro	32.814
12	77 BALDASSARRI Thomas	32.832
13	69 MARCHIORO Giacomo	32.925
14	88 CALCAGNO Paolo	33.358
15	67 BAGNASCO Alessandro	33.478

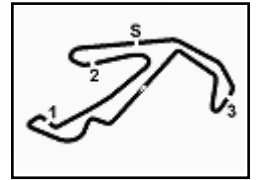
SEG. 4

1	35 BRISTOT Andrea	23.700
2	33 GIORGI Gabriele	23.824
3	8 MACCARI Edoardo	23.862
4	27 PALAZZO Andrea	23.896
5	39 MARTINELLI Matteo	23.904
6	54 CONTESSI Carlo	24.032
7	11 DESIDERIO Federico	24.130
8	17 PASQUALI Daniele	24.174
9	37 TAGLIENTE Giovanni	24.429
10	24 CAMPOLI Alessio	24.958
11	69 MARCHIORO Giacomo	25.635
12	99 BONINI Alessandro	25.692
13	88 CALCAGNO Paolo	25.839
14	77 BALDASSARRI Thomas	26.016
15	67 BAGNASCO Alessandro	26.068





5.5



ACI Racing Weekend Misano, 4-5 Maggio 2024

Mini Challenge - Analisi Tempi Gara 1

Misano Circuit Sic 58 4.226 m

Start at 14:35'35.809

1 / 2

8 E. MACCARI (1'47.971)							
Lap	Seg.1	Seg.2	Seg.3	Seg.4	Lap Time	km/h	Local Time
1		25.734	30.507	24.124	1'52.958	190,1	14:37'28.767
2	28.381	25.479	30.415	23.918	1'48.193	191,8	14:39'16.960
3	28.404	25.419	30.371	23.911	1'48.105	191,8	14:41'05.065
4	28.498	25.315	30.233	23.977	1'48.023	191,8	14:42'53.088
5	28.233	25.627	30.343	23.862	1'48.065	191,5	14:44'41.153
6	28.959	25.452	30.473	23.916	1'48.800	194,2	14:46'29.953
7	28.329	25.535	30.299	23.984	1'48.147	191,8	14:48'18.100
8	28.288	25.397	30.272	24.014	1'47.971	192,2	14:50'06.071
9	28.301	25.503	30.261	23.924	1'47.989	192,2	14:51'54.060
10	28.520	25.493	30.121	23.872	1'48.006	192,2	14:53'42.066
11	28.394	25.619	30.415	24.180	1'48.608	192,5	14:55'30.674
12	28.485	25.555	30.449	24.000	1'48.489	192,2	14:57'19.163
13	28.427	25.541	30.301	24.307	1'48.576	192,2	14:59'07.739
14	28.821	25.545	30.341	23.949	1'48.656	192,2	15:00'56.395
15	28.596	25.512	30.521	24.278	1'48.907	191,2	15:02'45.302
Race Time 27'09.493							

11 F. DESIDERIO (1'49.544)							
Lap	Seg.1	Seg.2	Seg.3	Seg.4	Lap Time	km/h	Local Time
1		26.390	30.733	24.380	1'55.839	193,5	14:37'31.648
2	29.115	25.895	30.621	24.130	1'49.761	191,2	14:39'21.409
3	28.753	26.129	30.468	24.204	1'49.554	190,5	14:41'10.963
4	28.732	25.870	30.715	24.227	1'49.544	191,8	14:43'00.507
5	28.919	25.997	30.604	24.439	1'49.959	192,9	14:44'50.466
6	29.073	26.179	31.869	25.951	1'53.072	188,5	14:46'43.538
7	31.237	26.892	33.085	25.488	1'56.702	186,5	14:48'40.240
8	31.360	28.211	1'21.453	49.663	3'10.687P	136,7	14:51'50.927
9	1'54.010	26.567	31.513	24.519	3'16.609P	189,8	14:55'07.536
10	30.056	25.904	30.999	24.418	1'51.377	189,8	14:56'58.913
11	29.121	26.303	31.603	24.541	1'51.568	190,1	14:58'50.481
12	32.668	28.925	31.097	24.648	1'57.338	190,8	15:00'47.819
13	29.085	26.203	30.858	24.747	1'50.893	189,8	15:02'38.712
14	29.061	26.407	31.359	25.057	1'51.884	188,5	15:04'30.596
Race Time 28'54.787							

17 D. PASQUALI (1'49.322)							
Lap	Seg.1	Seg.2	Seg.3	Seg.4	Lap Time	km/h	Local Time
1		26.415	30.809	24.516	1'57.274	193,2	14:37'33.083
2	29.434	26.444	30.774	24.303	1'50.955	191,8	14:39'24.038
3	28.701	25.825	30.622	24.174	1'49.322	191,2	14:41'13.360
4	28.467	25.963	30.855	1'28.784	2'54.069	189,8	14:44'07.429
5			49.121	1'00.449	4'32.713P	114,2	14:48'40.142
6	3'10.394	29.858	33.824	27.012	4'41.088P	184,0	14:53'21.230
7	32.054	29.534	33.927	47.494	2'23.009P	187,5	14:55'44.239
8	1'35.570	30.785	34.523	29.162	3'10.040P	184,0	14:58'54.279
9	33.252	29.105	43.485	30.043	2'15.885	101,1	15:01'10.164
10	40.457	32.615	34.424	28.067	2'15.563	186,2	15:03'25.727
Race Time 27'49.918							

24 A. CAMPOLI (1'53.816)							
Lap	Seg.1	Seg.2	Seg.3	Seg.4	Lap Time	km/h	Local Time
1		27.598	32.555	25.031	2'01.025	182,7	14:37'36.834
2	29.239	27.041	32.135	25.401	1'53.816	181,5	14:39'30.650
3	29.261	27.727	32.513	25.235	1'54.736	182,4	14:41'25.386
4	29.377	27.608	32.316	25.264	1'54.565	181,8	14:43'19.951
5	29.590	26.748	32.310	25.416	1'54.064	180,9	14:45'14.015
6	29.279	27.279	32.576	25.154	1'54.288	181,8	14:47'08.303
7	28.967	27.536	32.409	24.958	1'53.870	182,4	14:49'02.173
8	29.188	28.330	40.728	26.413	2'04.659	109,9	14:51'06.832
9	30.099	28.921	34.811	25.784	1'59.615	169,0	14:53'06.447
10	30.177	28.446	34.247	27.402	2'00.272	170,1	14:55'06.719
11	31.379	29.373	34.187	26.048	2'00.987	168,8	14:57'07.706
12	29.902	28.798	33.571	25.624	1'57.895	171,4	14:59'05.601
13	33.972	30.997	34.178	27.961	2'07.108	170,1	15:01'12.709

27 A. PALAZZO (1'48.603)							
Lap	Seg.1	Seg.2	Seg.3	Seg.4	Lap Time	km/h	Local Time
1		26.381	30.751	24.235	1'55.972	194,6	14:37'31.781
2	30.099	26.092	30.761	23.896	1'50.848	193,5	14:39'22.629
3	28.296	25.638	30.735	23.934	1'48.603	194,2	14:41'11.232
4	28.809	25.853	30.782	23.912	1'49.356	194,6	14:43'00.588
5	29.118	25.927	30.751	24.111	1'49.907	191,8	14:44'50.495
6	29.309	26.036	31.276	24.055	1'50.676	189,1	14:46'41.171
7	28.613	25.746	30.855	23.924	1'49.138	192,2	14:48'30.309
8	28.688	25.682	30.906	24.105	1'49.381	192,9	14:50'19.690
9	28.781	25.611	31.085	24.080	1'49.557	191,5	14:52'09.247
10	28.692	25.707	31.157	24.050	1'49.606	193,2	14:53'58.853
11	28.769	25.647	31.038	24.829	1'50.283	192,5	14:55'49.136
12	28.990	25.722	31.021	24.178	1'49.911	192,9	14:57'39.047
13	28.983	25.849	31.057	24.165	1'50.054	192,9	14:59'29.101
14	28.686	25.684	31.113	23.981	1'49.464	191,5	15:01'18.565
15	29.418	25.732	30.932	24.165	1'50.247	192,5	15:03'08.812
Race Time 27'33.003							

33 G. GIORGI (1'48.097)							
Lap	Seg.1	Seg.2	Seg.3	Seg.4	Lap Time	km/h	Local Time
1		26.510	30.532	24.904	1'55.933	192,2	14:37'31.742
2	29.658	33.883	41.524	40.880	2'25.945P	126,5	14:39'57.687
3	1'29.960	26.390	30.797	24.194	2'51.341P	189,1	14:42'49.028
4	28.160	25.595	30.518	23.824	1'48.097	189,1	14:44'37.125
5	28.996	25.611	30.989	23.932	1'49.528	190,1	14:46'26.653
6	28.477	25.727	30.457	23.993	1'48.654	191,2	14:48'15.307
7	28.737	28.399	30.467	23.934	1'51.537	194,2	14:50'06.844
8	28.702	25.716	30.495	24.101	1'49.014	192,9	14:51'55.858
9	28.594	25.629	30.934	24.046	1'49.203	194,2	14:53'45.061
10	28.875	25.671	30.851	24.150	1'49.547	192,2	14:55'34.608
11	28.780	25.693	31.118	24.116	1'49.707	192,9	14:57'24.315
12	28.586	25.763	30.516	24.025	1'48.890	192,5	14:59'13.205
13	29.006	25.875	30.934	24.136	1'49.951	191,8	15:01'03.156
14	28.749	25.615	30.808	24.052	1'49.224	191,5	15:02'52.380
Race Time 27'16.571							

35 A. BRISTOT (1'47.682)							
Lap	Seg.1	Seg.2	Seg.3	Seg.4	Lap Time	km/h	Local Time
1		25.620	30.417	24.210	1'53.366	191,8	14:37'29.175
2	28.203	25.386	30.440	23.965	1'47.994	192,5	14:39'17.169
3	28.377	25.445	30.420	23.849	1'48.091	193,2	14:41'05.260
4	28.476	25.444	30.119	23.965	1'48.004	193,5	14:42'53.264
5	28.200	25.562	30.573	23.782	1'48.117	192,5	14:44'41.381
6	28.301	25.407	30.371	23.842	1'47.921	188,8	14:46'29.302
7	28.068	25.390	30.524	23.700	1'47.682	190,1	14:48'16.984
8	28.311	25.551	30.224	23.894	1'47.980	190,1	14:50'04.964
9	28.153	25.434	30.415	23.861	1'47.863	190,5	14:51'52.827
10	28.142	25.675	30.477	23.900	1'48.194	190,1	14:53'41.021
11	28.724	25.748	30.621	24.070	1'49.163	189,5	14:55'30.184
12	28.140	25.518	30.427	23.951	1'48.036	190,1	14:57'18.220
13	28.285	25.390	30.303	23.941	1'47.919	191,2	14:59'06.139
14	28.264	25.533	30.345	23.909	1'48.051	190,8	15:00'54.190
15	28.300	25.408	30.401	23.990	1'48.099	190,1	15:02'42.289
Race Time 27'06.480							

37 G. TAGLIENTE (1'50.792)							
Lap	Seg.1	Seg.2	Seg.3	Seg.4	Lap Time	km/h	Local Time
1		26.289	32.388	24.727	2'00.114	188,5	14:37'35.923
2	29.071	26.211	31.661	24.461	1'51.404	188,8	14:39'27.327
3	28.964	26.065	31.396	24.469	1'50.894	189,1	14:41'18.221
4	29.129	25.874	31.557	24.577	1'51.137	188,5	14:43'09.358
5	29.069	26.008	31.286	24.429	1'50.792	188,5	14:45'00.150

04/05/2024

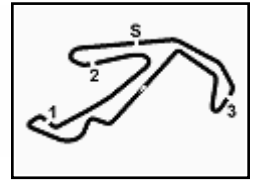
P = Pits In/Out - C = Lap Time Cancelled

Powered by FICr PERUGIA TIMING





5.5



ACI Racing Weekend Misano, 4-5 Maggio 2024

Mini Challenge - Analisi Tempi Gara 1

Misano Circuit Sic 58 4.226 m

2 / 2

Start at 14:35'35.809

6	29.050	26.414	31.853	24.624	1'51.941	186,9	14:46'52.091
7	28.955	26.465	31.438	24.729	1'51.587	189,8	14:48'43.678
8	29.141	26.438	31.253	24.867	1'51.699	189,8	14:50'35.377
9	28.866	26.852	31.466	25.042	1'52.226	189,1	14:52'27.603
10	29.478	26.372	31.479	24.679	1'52.008	188,8	14:54'19.611
11	29.198	26.380	31.566	24.998	1'52.142	188,2	14:56'11.753
12	29.383	26.348	31.549	25.936	1'53.216	188,8	14:58'04.969
13	29.109	26.475	31.949	24.698	1'52.231	189,1	14:59'57.200
14	29.556	26.298	32.339	24.950	1'53.143	188,8	15:01'50.343
15	29.373	26.432	31.952	25.283	1'53.040	188,2	15:03'43.383

Race Time 28'07.574

69 G. MARCHIORO (1'56.523)

Lap	Seg.1	Seg.2	Seg.3	Seg.4	Lap Time	km/h	Local Time
1		27.977	33.575	26.221	2'05.945	169,5	14:37'41.754
2	30.477	28.243	34.038	25.651	1'58.409	168,8	14:39'40.163
3	30.043	27.859	32.986	25.635	1'56.523	170,9	14:41'36.686
4	30.012	27.736	32.925	25.998	1'56.671	170,1	14:43'33.357
5	30.145	28.199	33.383	25.991	1'57.718	169,3	14:45'31.075
6	30.560	28.188	33.173	27.883	1'59.804	169,3	14:47'30.879

Race Time 11'55.070

77 T. BALDASSARRI (1'57.740)

Lap	Seg.1	Seg.2	Seg.3	Seg.4	Lap Time	km/h	Local Time
1		28.641	33.610	26.980	2'09.046	167,7	14:37'44.855
2	31.160	28.486	48.532	28.849	2'17.027	167,7	14:40'01.882
3	32.272	29.016	33.449	26.016	2'00.753	168,0	14:42'02.635
4	30.390	28.163	33.114	26.375	1'58.042	168,8	14:44'00.677
5	31.922	37.165	53.955	1'02.763	3'05.805P	114,2	14:47'06.482
6	2'19.228	35.570	42.772	28.470	4'06.040P	116,5	14:51'12.522
7	32.993	30.610	35.620	28.396	2'07.619	164,1	14:53'20.141
8	32.117	31.376	34.556	27.599	2'05.648	166,4	14:55'25.789
9	30.920	31.035	35.385	30.491	2'07.831	156,3	14:57'33.620
10	31.837	28.392	34.334	27.011	2'01.574	170,1	14:59'35.194
11	30.534	27.929	32.832	26.445	1'57.740	170,3	15:01'32.934
12	30.264	28.620	33.897	26.865	1'59.646	168,8	15:03'32.580

Race Time 27'56.771

88 P. CALCAGNO (1'58.571)

Lap	Seg.1	Seg.2	Seg.3	Seg.4	Lap Time	km/h	Local Time
1		28.692	33.597	26.896	2'08.581	171,7	14:37'44.390
2	31.272	28.459	33.800	27.848	2'01.379	169,0	14:39'45.769
3	31.202	28.226	33.854	25.964	1'59.246	170,3	14:41'45.015
4	31.081	28.290	33.755	26.197	1'59.323	170,6	14:43'44.338
5	31.442	28.262	33.452	26.248	1'59.404	170,3	14:45'43.742
6	30.997	28.389	33.492	25.961	1'58.839	169,0	14:47'42.581
7	30.845	28.310	33.386	26.150	1'58.691	170,1	14:49'41.272
8	30.852	28.151	33.729	26.315	1'59.047	170,1	14:51'40.319
9	30.701	28.323	33.708	25.839	1'58.571	170,1	14:53'38.890
10	30.594	28.330	34.654	26.176	1'59.754	170,3	14:55'38.644
11	31.783	28.332	33.358	26.073	1'59.546	171,4	14:57'38.190

Race Time 22'02.381

99 A. BONINI (1'56.900)

Lap	Seg.1	Seg.2	Seg.3	Seg.4	Lap Time	km/h	Local Time
1		28.019	33.592	26.176	2'06.404	168,8	14:37'42.213
2	30.630	28.063	33.982	25.761	1'58.436	168,2	14:39'40.649
3	30.262	28.104	32.842	25.692	1'56.900	170,1	14:41'37.549
4	30.585	27.821	33.448	26.881	1'58.735	169,8	14:43'36.284
5	30.826	28.214	33.343	25.852	1'58.235	169,8	14:45'34.519
6	30.281	27.887	32.814	26.046	1'57.028	169,8	14:47'31.547
7	31.597	29.271	34.451	26.484	2'01.803	165,6	14:49'33.350
8	31.272	28.762	34.345	26.692	2'01.071	165,1	14:51'34.421
9	31.375	28.781	34.184	26.427	2'00.767	164,1	14:53'35.188
10	30.900	28.468	33.728	25.930	1'59.026	164,1	14:55'34.214
11	31.357	27.956	33.703	26.209	1'59.225	159,8	14:57'33.439
12	30.572	28.247	33.944	26.448	1'59.211	157,9	14:59'32.650
13	31.206	28.465	32.903	26.227	1'58.801	168,8	15:01'31.451
14	31.370	28.400	33.694	26.956	2'00.420	167,2	15:03'31.871

Race Time 27'56.062

67 A. BAGNASCO (1'59.175)

Lap	Seg.1	Seg.2	Seg.3	Seg.4	Lap Time	km/h	Local Time
1		28.323	33.631	26.421	2'09.333	172,0	14:37'45.142
2	31.671	28.038	33.535	27.944	2'01.188	170,9	14:39'46.330
3	31.117	28.233	33.757	26.068	1'59.175	169,5	14:41'45.505
4	31.440	28.330	33.916	26.287	1'59.973	169,3	14:43'45.478
5	31.549	28.258	33.478	26.378	1'59.663	169,0	14:45'45.141
6	31.223	28.430	33.836	26.233	1'59.722	168,5	14:47'44.863
7	31.689	28.578	33.744	26.872	2'00.883	168,5	14:49'45.746
8	31.751	28.301	34.356	27.098	2'01.506	166,9	14:51'47.252
9	31.830	29.197	33.654	26.078	2'00.759	168,8	14:53'48.011
10	31.952	28.591	34.491	26.981	2'02.015	166,9	14:55'50.026
11	32.274	28.297	42.225	46.487	2'29.283P	165,9	14:58'19.309
12	1'48.087	28.577	34.619	26.649	3'17.932P	165,9	15:01'37.241
13	31.968	28.699	34.517	27.176	2'02.360	167,2	15:03'39.601

Race Time 28'03.792

04/05/2024

P = Pits In/Out - C = Lap Time Cancelled

Powered by FICr PERUGIA TIMING

